



# VICTORIAN PISTOL NEWS

Official Publication of the Victorian Amateur Pistol Association ISSN 1322-4654 (A0030064P)

**MARCH 2016**

**No. 109**

- ◆ **Mansfield Pistol Club – The Resurrection**
- ◆ **Postal Pennants Arrive**
- ◆ **New Segments - Coaching & Technical**
- ◆ **Bullet Projectile News**



*Two VAPA members celebrate their new partnership and business venture (page 12)*

# BLACK WIDOW PROJECTILES

Specialising in Swaging HBWC & Hard Cast

25-20 85gn Round Nose Flat Point	.38 130gn Button Nose Wadcutter
32-20 115gn Round Nose Flat Point	.38 139gn Button Nose Wadcutter
.32 100gn Button Nose Wadcutter	.38 145gn Semi Wadcutter
9mm/.38 Super 115gn Semi Wadcutter	.38 145gn Round Nose
9mm/.38 Super 122gn Flat Point	.38 148gn Button Nose Wadcutter
9mm/.38 Super 125gn Round Nose	.38 150gn Semi Wadcutter
9mm/.38 Super 125gn Conical	.44 230gn Flat Point
9mm/.38 Super 135gn Round Nose	.44 230gn Round Nose
9mm/.38 Super 145gn Round Nose	.44 240gn Semi Wadcutter
9mm/.38 Super 160gn Round Nose	.44 265gn Round Nose
9mm/.38 Super 162gn Round Nose	.45 165gn Semi Wadcutter
.38 100gn Semi Wadcutter	.45 200gn Semi Wadcutter
.38 105gn Wadcutter	.45 225gn Round Nose
.38 158gn Semi Wadcutter	.45 240gn Semi Wadcutter
.38 158gn Round Nose	.45 200gn Round Nose Long Colt
.38 160gn Round Nose	.32 & .38 HBWC
.38 195gn Flat Point	32 Round Ball
10mm/.40 170gn Semi Wadcutter	44/45 Round Ball
10mm/.40 200gn Flat Point	44/45 Round Ball
.38 115gn Semi Wadcutter	

**WARNING!**

**DEADLY ACCURATE**

BLACK WIDOW DO NOT USE RECYCLED LEAD ONLY VIRGIN ALLOY IS USED  
THE COATING USED IS EXCLUSIVELY SUPPLIED BY J&M SPECIALISED PRODUCTS

JOHN

0403 069 089 | PO BOX 230 Chirnside Park 3116




widowprojectiles@y7mail.com



facebook.com/blackwidowprojectiles

**blackwidowprojectiles.com.au**



# Victorian Pistol News

Issue March 2016 number 109

**Editor: Roger Wakelin**

Editorial copy and photographs to:

Roger Wakelin  
PO Box 42  
FOREST HILL, Vic, 3131  
Telephone 0406 515 243  
e-mail: vicpistolnews@vapa.org.au

**Closing date for all material:**

15th day of month prior to publication

Electronic submissions preferred

All photos must be minimum 800 x 800  
pixels at greater than 72dpi (300dpi best)

**Advertisers:**

Advertising rates per single insertion:

full A5 page 130 x 190mm \$100 plus GST,

half A5 page 130 x 90mm \$40 plus GST

quarter A5 page 90 x 65mm \$20 plus GST

Published: Mar, Jun, Sep, Dec

**Notice To Readers**

*The contents of this issue have been selected in an attempt to extend knowledge, improve practice and promote communication within the field of pistol shooting for members of the association. The Editor may, at his discretion, reject any contribution, hold it over for later publication, or edit out any unsuitable material. Opinions expressed are those of the original authors and do not necessarily reflect those of the Editor or the Association. Persons acting on any opinion, advice, fact or advertisement published in this issue do so at their own risk.*

## In this issue:

<a href="#">Editorial</a>	4
<a href="#">Management Matters</a>	5
<a href="#">Tri-State 2016</a>	6
<a href="#">Judges Corner</a>	8
<a href="#">Postal Pennants</a>	10
<a href="#">Black Widow and HRBC</a>	12
<a href="#">Around The Clubs - Mansfield PC</a>	18
<a href="#">Yarra PC Action Match Opens</a>	21
<a href="#">Coaching and Training</a>	22
<a href="#">Technical Talk</a>	26
<a href="#">Match Results</a>	31
<a href="#">Murray River Challenge</a>	34
<a href="#">VAPA merchandise</a>	36
<a href="#">Victorian Top Ten</a>	38
<a href="#">Buy and Sell</a>	39
<a href="#">VAPA Meetings Calendar</a>	41
<a href="#">Opens &amp; Major Events Calendar</a>	42
<a href="#">VAPA target orders</a>	44

## VAPA Secretariat

**John Scott**

PO Box 42 Forest Hill, Vic 3131.

Phone/Fax (03) 9893 3321

Email: secretary@vapa.org.au

Website: www.vapa.org.au

Changes of address and contact details as well as membership enquires should be directed to the secretary.



# Editorial

by VPN Editor Roger Wakelin



As this is the first VPN for the year I wish all members a really great year ahead. For some its personal development in your shooting; going up a grade, entering your first Open competition or winning club championships. For others the sky is higher; state titles or even a national title. For some clubs it is developing new ranges or using grant money to achieve better facilities. Whichever area you fit into I wish you well. And I encourage you as individuals and clubs to share your experiences with others via the VPN.

We have completed the project of having all VPN magazines of the previous 33 years on the VAPA website. Thanks to the Scougall's and Paul Jenner for tracking down the last 4 we needed.

Errors happen and I made one. Last edition I indicated in the International News segment that 25m Pistol isn't shot at the Olympics. It is and thanks to the two readers who found me out.

Big news in the firearms projectile manufacturing industry is that two of

our VAPA members John Sammartino and Les Moncrieff have joined to purchase HRBC (Hawkesbury River Bullet Company). Read the story on page 12.

As mentioned at the VAPA committee of management meetings I wanted to expand the VPN to include two areas I believe are important. Coaching and Technical issues. New members are often looking for guidelines as well as seasoned shooters looking for an edge. New equipment and basic issues all come under the Technical area where we will try to give some information to help members. Both start this month with reprints of previous articles until we can encourage new contributions.

Our Top Ten is empty this month because the results of Opens haven't been sent to the Competition Controller. Clubs must publish results immediately after the competition and I will try to include results as well.

Good news for postal winners, we have the pennants. Full details inside.

See you on the range.

*Roger*

# VAPA Management Matters

by VAPA President Graeme Roberts



Our president hasn't been well and asked me to pass on his best wishes to all new members and as this is the first edition of 2016 - a very happy year for all VAPA members. I'm sure Graeme would be keen to mention the upcoming ISSF state titles to be held at Melbourne International 12-14 March and encourage all competitors, visitors and helpers. We hope it's a great weekend.

Graeme is keen all members are kept aware of the issues of firearm transporting (which we covered last time) and borrowing and loaning guns.

The following has been copied from the Victorian Police website and the hyperlinks activated so you can go to the source for more information. Editor

## Borrowing and loaning firearms

If you hold a Victorian firearm licence, you can borrow a Victorian or interstate firearm from a friend/relative provided:

- you have their permission to do so
- your Victorian licence allows you to carry and use that category and

type of firearm.

If you hold a Victorian firearm licence, you can borrow the firearm of a Victorian or interstate licensed firearm dealer provided:

- your licence is more than 28 days old
- you already have at least one firearm registered to you
- you have their permission to do so, and
- your Victorian licence allows you to possess, carry and use that category and type of firearm.

**Please Note:** This information does not apply to handguns used for the purposes of security. It is a special condition for holders of a handgun licence for the purposes of operating a private security business to ensure that each handgun remains registered to the holder's name.

Dealers cannot loan a firearm out at a rate equivalent to the full cost of the firearm.

*(Continued on page 19)*

# TRI-STATE 2016

**H**i to All Juniors

We are still seeking juniors to make up a squad for the Tri-State this year. This will be the 35<sup>th</sup> Tristate competition. It will be held in Melbourne at M.I.S.C. over the Queens Birthday weekend in June.

If you are interested in being a member of this squad please visit the VAPA website and download the Nomination form from the Open Calendar and email it to:



[tristate@beaconsfieldpistol.org.au](mailto:tristate@beaconsfieldpistol.org.au) or check with your club secretary.

A great time is always had at the Tristate (even if we don't win). We have won this competition once in 34 years but there is always this year.

Daryl



Last year's Tri-State competitors.

Why not join up to be part of this exciting competition and great experience?



# HÄMMERLI® AP<sub>20</sub>

## YOUR FIRST GUIDE TO PRECISION

Your new match air pistol has all these possibilities:

- Compressed air cylinder which is attachable either vertically or horizontally
- Universally moulded grip for all hand sizes, convertible for left- and right-handers
- Six barrel sleeves in different colours for a custom design
- Unbeatable low price



HÄMMERLI AP<sub>20</sub> –  
RECOMMENDED BY  
THE GERMAN  
SHOOTING FEDERATION



Made by **WALTHER®** Germany

**FRONTIER** | **ARMS**  
Since 1949

**Exclusive Australian Distributor**  
Call 08 8373 2855 for your nearest stockist  
[www.frontierarms.com.au](http://www.frontierarms.com.au)

# Judges Corners

By Peter Davis, National Judge A, Victorian Referee Council Director



Here are some questions I received for this issue:

“Hello, I have a couple of questions that I was hoping for some clarification on. During this year travelling to opens I have encountered the following issues.

1. At clubs past year some had turning targets for WA1500 and some did not. Is there a VAPA ruling or is it up to the club holding the open if they have the frames to suite?

2. I have a S&W Mod 19 4" factory revolver which I was going to shoot S25 with, at gun check I was told the sight radius was 3 mm to long and I would need to get the gun modified. (I was able to shoot but my score did not count) This posed me with questions, what about the rule S25 4.1.4.1.

I also asked what if I wanted to use this gun for WA1500 48 shot match the sights would be modified. (I was also informed that factory barrel were actually to long anyway) Was this match meant to be a production gun

match? I have listed some relevant rules below.

3. My other question is regarding if you are a new shooter, on these rules you cannot use an off the shelf gun without having to then modify your gun (additional cost) does this encourage new shooter to the sport?

## **WA1500 Rule 6.7 Types of Target Frames.**

Turning target or fixed frames may be used.

Not more than one record target for each competitor will be in firing position at one time.

## **25 Yard Service Pistol Rules**

S25 4.1.4.1

Original factory pattern sights only are allowed.

S25 4.1.11

The maximum sight radius for revolver shall be 150mm. (only referring to Revolver)

Cheers”

Cameron Perkins

1. We changed from using the Service Pistol target to the actual WA1500



*Service target above, WA1500 to the right; scoring rings the same*



t a r g e t , which is larger. The decision was made that if clubs could not or did not want to modify their target frames to suit the new target that the match could be shot on static targets. There is no hard and fast rule on this it is up to each club to decide which way is best for them.

2. Whilst S25 4.1.4.1 says original factory pattern sights only are allowed they still need to conform to the maximum dimensions. The pattern that is referred to in the rules is the design of the sight, this design can be placed on any pistol thus the distance between the sight blades may vary. Reducing the distance between front and rear sight blades does not alter the pattern.

As for rule S25 4.1.11 gives the maximum sight radius for revolvers it also specifies the following for semi

automatic pistols the foresight shall not project further forward than the muzzle and the rear sight shall not project further back than the rear of the slide. This then sets the maximum sight radius permitted.

As for the WA1500 48 shot match rule 3.6 STANDARD REVOLVER 4" states

It must be a factory manufactured revolver with no external modifications, except for grip which may be modified or changed because of the size of the competitor's hand or to facilitate loading.

(a) Barrel

Barrel length not to exceed 4 inches (102mm).

(b) Sights

Fixed or adjustable rear sight. Adjustable front sight is not authorised. Front sight must be ramp or post as sold by the manufacturer of the firearm, ramp may be exchanged for partridge if so sold.

The reading of these rules indicates that the gun for this match needs to be a production gun

*(Continued on page 10)*

(Continued from page 9)

3. Whilst each match that we shoot in the various disciplines available to us, requires a specific pistol that meets certain specifications, at club level if you wish to try a match and you have a pistol that is suitable, but does not meet the regulations entirely unless the club will not allow it then you should be able to shoot the match.

However if you are going to enter an open competition then your equipment must meet the match requirements, this

includes the pistol. If you have to modify the pistol to meet the requirements then that is what you have to do. The idea of having specifications for the equipment used, in particular the pistol is so that every competitor is competing on an even keel and not being advantaged or disadvantaged as the case may be.

Peter Davis


National Judge A



## Postal Pennants

I am pleased to advise that finally the executive have tracked down the winners of all the Postal Pennants from 2013 to 2015.

*Award Pennants* have printed all the pennants (150) and what I have not hand delivered I have mailed out these pennants to all the winning clubs.



If you have not received them by the end of the month email me on [bobpms@bigpond.net.au](mailto:bobpms@bigpond.net.au) I will ensure that this years winners will be sent before the end of the year.

Bob Maddocks, Treasurer



# Acme Firearms

PO Box 7258, KARINGAL CENTRE, VIC, 3199  
T: 03 9789 7219 M: 0412 219 138  
E-mail: [info@acme-firearms.com.au](mailto:info@acme-firearms.com.au)



## Haendler & Natermann Air Pellets

Haendler & Natermann are the market leader in the production of air pellets. Their latest packaging now makes it even easier to select the right pellet.



**.177" Pellets**  
**H&N Econ**



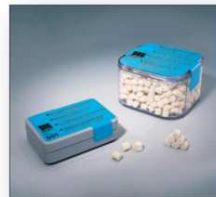
**.22" Pellets**  
**H&N Barracuda**



**.25" Pellets**  
**H&N Ram Point**

A wide selection of pellet types are available in various sizes  
**.177" , .20" , .22" and .25"**

We also stock **VFG Quick Cleaning Felts** (shoot through) for Air Guns.



Visit [www.acme-firearms.com.au](http://www.acme-firearms.com.au) for more information and pricing

**Precision Quality Accuracy**

# Black Widow and HRBC Projectiles

Roger Wakelin

The big news in the projectile manufacturing world is that 'Black Widow' Projectiles has taken over Hawkesbury River Bullet Company ('HRBC'). The owner of 'Black Widow' is John Sammartino who, along with new business partner Les Moncrieff of Mildura has taken ownership of the NSW business. 'HRBC' will be based in Mildura and run by Les while 'Black

**BLACK WIDOW  
PROJECTILES**

Widow' will remain in Melbourne with John. As 'Black Widow' has always aimed to produce the best quality product this philosophy is being applied to 'HRBC' so production of 'HRBC' projectiles will be delayed until current machinery (acquired with the business) is overhauled. "The machinery was pretty old and needed



*Les Moncrieff and John Sammartino celebrate their new venture*

some serious maintenance to give good, ongoing, production” said John.

I asked John why he had gone into this new venture. “They approached me with the proposal to sell me all their eight machines, ovens, forklift, racking etc. Then the proposal was to take over the business totally. After serious thought and discussion we made the decision to buy. Then it became a major effort to relocate everything in a 40ft shipping container weighing 28 tonnes to Mildura.”



*Joan and John in their shop - showing some freshly baked projectiles.*

After hearing the news I visited John and his wife Joan at their ‘Black Widow’ production shop in Chimside Park in Melbourne’s outer east. I wanted to get some background on this news to share with VAPA members. As many are aware ‘Black Widow’ started making .32 swaged projectiles because John saw an opportunity and has proved he can produce a good quality product. Later the business expanded into hard cast projectiles in almost every calibre and type in popular use. So how did it all start?

John Sammartino entered the shooting arena in 1991 joining Mountain District Pistol Club in the Yarra Valley in Melbourne’s outer east. As was normal he started with ISSF matches where he reloaded and shot .32 centrefire among other matches. The major supplier of .32 projectiles at the time was ‘Taipan’ and when they ceased production John had to make his own. After about 2 years John discovered Black Powder when he attended an Open at Echuca in 1993, borrowed a gun from Peter Wolf, and shot well

*(Continued on page 14)*

(Continued from page 13)

enough to make C grade. He never ever was in D grade; a new shooter shoots his first comp and goes into C grade. (The man obviously has some talent.)

From there it was obvious John needed to attend all the Opens he could so as to improve his skill - as well as make lots of friends and contacts. His aim was to make the Victorian Black Powder team so concentrated on this and gave ISSF away.

During a driving trip to the Nationals in Brisbane with Ern Smith John and Ern came up with the idea to start a manufacturing business of swaged projectiles. With Taipan gone there seemed an opportunity to supply a quality projectile to reloaders. John had the vision and ideas; Ern was an engineer and the mechanical expert. Between them they designed the swaging machine still in use today. I asked why design one if others have been producing swaged projectiles – there must have been a machine you could buy. Apparently not. All the others were and are converted World War 2 industrial machines whereas



*John with his sizing machines - all cast projectiles are precisely sized for accuracy.*

John wanted something more precise and smaller. The machine they developed is the only one of its kind in the world and when I asked about protecting his and Ern's invention he just said "the secret is hidden inside the machine". It was quite an accomplishment for a couple of Aussie amateurs. "If it wasn't for Ern it wouldn't have happened" John said.

So John, a full time cabinet maker, decided to start making swaged .32 projectiles. Only one product. What about a name? John noted that 'Taipan' was the name of a dangerous creature so thought of Redback (good Australian name) but it was unavailable for a business name. On research he found "Black Widow" (looked a bit like a redback) and the name was available. So the operation had a name,

**BLACK WIDOW  
PROJECTILES**

“Black Widow” was registered.

Now you need to understand something more about the man who makes these projectiles. John is a dedicated shooter with an exclusive passion at the time for Black Powder (he now loves Service Pistol). Not only keen to make the Victorian team he wanted the state title; to date he has won seven state titles for Black Powder. He’s been in the state team every year since. Then the next stage was the National scene where has won two nationals in 25m Black Powder. So as John meets with other shooters at all levels he is keen to produce a product that was well accepted nationally.



*John is not just a projectile manufacturer but a proven champion shooter.*

Although the .32 swaged projectiles were selling well it was only a part time job for John and he envisaged something bigger. Like, full time. To

make things economically viable he expanded into hard cast projectiles. This came about when he discovered a NSW man who had been setting up as a projectile manufacturer but things didn’t work out for him and eventually decided to sell everything. This included about 40 dies. John purchased the lot and it was the start for expanding into hard casting a full range of projectiles.

All manufacturers rely on raw materials and sourcing lead had been a challenge. John wanted to use certified lead so he could assure purchasers of the consistency of his products. He only uses virgin lead, not recycled waste. Although it is available in Victoria he has found a Queensland supplier far cheaper and with consistent supply and quality. The first year he bought 7 tonnes of lead, the second year (where he retired from cabinet making) he used 20 tonnes and this year he predicts 30 tonnes. Up until twelve months ago John was doing all this part time but from early last year had been at it full time – with Joan’s help.

*(Continued on page 16)*

(Continued from page 15)



John bakes the red lubricant coating onto the projectiles in ovens in his - they are still hot so heavy gloves are essential.

When shooters make their own projectiles they need to apply lubricant to them. This is a separate process before reloading them. When you purchase projectiles today they are most often pre-lubed by way of a coating. This looks like paint but is baked on and provides the lubrication needed. When John stated casting he contacted all the Australian projectile manufacturers to find a source for this

coating. They wouldn't tell him. John joined an online forum in the USA and asked the question – where to buy projectile coatings. The Americans were surprised at John's question because they told him the best source internationally was in NSW Australia (J&L Specialty Coatings) who supply worldwide. So 'Black Widow' had a coating supplier and obviously it had to be red.



While 'HRBC' projectiles have been supplied in various coloured coatings this is an area of change; they will all be in a gunmetal coloured coating. All pricing will be competitive.

I asked John about servicing customers around Australia. While there are businesses stocking 'Black Widow' projectiles John has developed an efficient and competitive



New red plastic bags replace the older cardboard boxes. Plastic bags go into an outer shipping carton.

means of shipping. He supplies right around Australia – Townsville to Tasmania, Perth to Darwin, NSW, SA and all Victoria. He prepares the orders in his new packaging of red plastic bags which are then packed inside custom made cardboard cartons. These are especially thick to reduce crushing. The previous red cartons were too easily crushed and John didn't want any chance of damage in transit.

After finding the best deal for shipping the order is collected from 'Black Widow' in Melbourne and delivered to the customers address. 'HRBC' orders will be shipped from Mildura.

Many of you have probably seen the 'Black Widow' polo shirts and hats. John has proved to be a dab hand at marketing with highly visible graphics on all his materials.



*Black Widow shirts were quite prominent at the 2015 Nationals.*

A recent innovation is for VAPA membership cards to be issued with a 'Black Widow' sponsored lanyard. I asked John about competitor sponsorships and he agreed he has been keen to sponsor a young Service Pistol shooter. To date he has only found one who meets his conditions (young and promising) in South Australia. Let's hope someone young in Service Pistol in Victoria will take up the challenge.

I finished by asking John what his goal was for the future – say 5 years. "To streamline production while maintaining the highest quality". His current emphasis is on maintaining machines to ensure on going quality production.

It is exciting to see two of our VAPA members taking on this venture and we wish John and Les all the best for the future in projectile making. 'Black Widow' is one of VAPA's advertisers and supporters as I'm sure HRBC will too. Editor



## Around The Clubs:

### Mansfield Pistol Club – The Resurrection

Over the passage of time, many community sporting clubs confront the reality of declining membership, diminishing resources and a waning cultural appeal. None more so than Sporting Gun Clubs, in particular Target Pistol Clubs since the events of 1995.

Mansfield Pistol Club was a case in point where the membership dwindled to five, funds were scarce, motivation and innovation had stagnated, there was an air of resignation as to our imminent demise.

In 2014 a small group gathered, and there it was decided we would rather die fighting on our feet than await the inevitable fate upon our knees.

Under the leadership of our President Mr Peter McKinley, our Secretary Mr Eden Hensell, Treasurer Mr Grant Munro and with the support and effort of the team at Mansfield Pistol Club (names too numerous to mention yet each know who they are) together with unyielding support of the Victorian Amateur Pistol Association team, in

particular VAPA Secretary Mr John Scott, the club has grown wings.

We have installed two new travelling target ranges; Range 1 offers 7 to 50 metres and Range 2 offers 7 metres to 25 metres together with upgraded pneumatics and electronic systems.

We also offer Metallic Silhouette to 50 metres and Action Matches. In the next quarter we will install a travelling target system for events 'on the move'.

Although we are a work in progress and self funded we have a plan and a process - we are focused and our goals are achievable. Hence the future bodes well for the Mansfield Pistol Club.

During deliberations the Committee resolved to make our sport as appealing as possible. We plan on capturing a vast array of interest groups, so we have elected to shoot all Victoria Police Approved Shooting Matches at our facility with the exception of IPSC (IDPA if approved), yet we expect to have a dedicated IPSC facility operational and available in the

second half of 2016 for member's enjoyment.

Today we have 26 members and due to the level of interest and community acceptance of our sport, we expect that to grow beyond 30 by the close of 2016.

Although our members come from varying backgrounds, we each share the common enthusiasm for Target Pistol Shooting and each is driven to take the club to the next level.

We understand as our future is our youth, our aim is to hand on a sound and functional club to our future generations to grow, prosper and provide a real sporting alternative to the community of North-East Victoria.

Should anyone be interested in joining or visiting our club, you are welcome to contact -

Paul Pearce on Mobile 0409 875 361  
in writing to PO Box 217, Mansfield  
3724

Email: [mansfieldpistolclub@gmail.com](mailto:mansfieldpistolclub@gmail.com)  
You can also call by Mansfield Hunting and Fishing at 125 High Street, Mansfield where Shane & Mandy will assist. <https://mansfieldonline.com.au/victoria/mansfield-hunting-fishing/>



## Management Matters continued ...

*(Continued from page 5)*

You can also borrow a firearm to compete in an overseas shooting competition but you must provide Licensing & Regulation Division with written authorisation from the registered owner and apply to

[Australian Customs for a Restricted Goods Permit](#)

in order to be able to take the firearm overseas.

**Please note:** If the firearm is owned by a Victorian licence holder, they must inform Licensing & Regulation Division if the firearm's ordinary storage address changes.

On behalf of Graeme.





## YARRA PISTOL CLUB ACTION MATCH – ONE DAY OPEN events.

At the suggestion of one of our members, Zeljko Cvetnic, Yarra Pistol Club has undertaken a new approach to holding Action Match Open events. We will be holding a number of one day sanctioned events throughout the year for this event for all accredited shooters.

For those of you who don't know, Zeljko Cvetnic has been named in the Pistol Australia team to attend the NRA Bianchi Cup later this year to be held in Columbia Missouri, USA. Congratulations, Zeljko, on this achievement.



As Yarra pistol Club is fortunate enough to be able to shoot this match, Zeljko approached the committee requesting we run one day mini Opens throughout the year to help those VAPA members wanting to shoot the match, have some extra competition, socialise and also obtain selection scores for State and National teams.

The Yarra Pistol Club committee is more than happy to support Zeljko in this new venture, with the first mini Open in January 2016. Though not many visitors from other clubs attended (too early in the year for some) several of our own members shot the event and there is now renewed interest in this match.

The next mini Open is to be held on Saturday 16 April from 9.30am. The details and entry form are available from the VAPA website.

This is an exciting time for our Action match shooters, as we hope that by holding these Opens more shooters will become involved in this match.

We welcome any VAPA shooters wishing to attend. As it is a sanctioned open you must have a full handgun licence and a PA holster card endorsed for the match. Zeljko can be contacted directly for information via the entry form should you have any questions.

Regards

Yarra Pistol Club Committee.



# Victorian Amateur Pistol Association

VAPA Open Competition Calendar  
2016

Updated: 7th January, 2016

[Download Common Entry Form Here](#)

**Clubs/Organising Secretaries!**

Help members to enter your Open, email a copy of your Entry Form in any electronic format to the Webmaster and it will be linked to this page. This is a free service for the benefit of our Members!

Month	Date	Competition	Venue	Entry/Results
Jan 16	2-3			
	9-10			
	16-17	Action Pistol	Yarra	<a href="#">Entry Form</a>
	23-24			
	29-31	ISSF	Castlemaine	<a href="#">Entry Form</a>
Feb 16	6-7	Trustee Nomination Form	MISC	<a href="#">Nom Form</a>
	13-14			
	20-21			
	27-28	Service&WA1500	Outram	<a href="#">Entry Form</a>
	27	Action Pistol	Yarra	<a href="#">Entry Form</a>
Mar 16	5-6			
	12-14	ISSF State Titles	MISC	<a href="#">Entry Form</a>
	18-20	Action Match	Echua	
Apr 16	19-27	PA.ISSF Nationals	Perth	
	2-3			
	9-10	ISSF	Bellarat	<a href="#">Entry Form</a>
	16	Action Pistol	Yarra	<a href="#">Entry Form</a>
	23-24			
May 16	30	ISSF	Melton	
	1	ISSF	Melton	
	7	Action Match	Yarra	
	8	Action Match	Bellarat	
	14-15	Service	Warragul-Druon	
June 16	28-29	ISSF	Mildura	
	4-5			
	11-12	ISSF, Black Powder & Service	Mid Murray	

As Yarra PC have mentioned in their article the VAPA website is the best place to find dates of Opens as well as the entry forms.

Go to [http://www.vapa.org.au/open\\_calender.htm](http://www.vapa.org.au/open_calender.htm)

If you are interested in having a look, without participating, you are welcome to attend to just see what it's all about. It's a great way to see the matches competed by the best shooters as well as meeting like-minded supporters. This applies to all Opens and it is a good idea to phone the club secretary or contact person if you're not sure about details. Don't forget your ear and eye protection. Editor

# Coaching and Training:

“Competition Checklist” by Tibor Gonczol VPN 83, Oct 2008

We will be including a regular segment on coaching aimed at the novice through to the serious competitor. Until we have a regular contributor I will reprint some past articles which are timeless and this month, with the ISSF state titles coming up, include an article you may find appropriate written by International coach Tibor Gonczol for the VPN in October 2008 about preparation for the Olympics in Atlanta. He refers to local conditions (emphasises the heat) and easy access to soft drink (Atlanta is the home of Coke) but as he says the basics would still relate today . Editor

*This is a list of things to remember to do at home and when shooting at an overseas location. I wrote these reminder notes for one of the competitors I coach before the Atlanta Olympic Games. I believe I would give the same advice for all competitions. I used to follow them myself in my competitive years and it worked for me pretty well. It may be worth trying to adopt them for yourself.” Tibor*

Early get-up time - At least 3 - 4 hours before shooting time (also the coolest part of the day)

**“Develop a routine, but do only things that will also be possible to do at the event. Stick to it!”**

Early breakfast - (At least 2.5 - 3 hours before shooting)

No physical training on the day of competition - (stretching & loosening up exercises before shooting is OK. But in any case leave enough time between warming up and shooting to allow heart rate to settle. Swimming after shooting is okay.) In general actual physical training is only AFTER shooting (both in training or competition)

Physical warming up before going to the Range, (some light jogging or walking, stretching and loosening up exercises to get circulation going. NO WEIGHTS! (NO WEIGHT TRAINING at all in the competition phase of the year!)

20 - 30 minutes holding exercises and a

*(Continued on page 23)*

few dry firing exercises on the Range before shooting, then a few minutes rest, settling down, (narrowing focus of attention. Imagery, rehearsal, yoga is okay)

In general, stop experimenting, do not make any more changes. (Same ammo, guns, sights, etc.)

Work up a compact, "KIT BAG" including a checklist to have with you on the range. Make sure it contains the most important things. Have a check list in it and use it. (Ammunition, cleaning rods, brushes, screwdrivers, Allen-keys, oil, spare cylinders, smoke, spar, matches, scope, stand, earmuffs, glasses, electronic scale, gun rag, water, towelette, sun block, passport, licence, starting number with pins, gun check certificate, squadding card, rule book, etc.)

WEIGH CO2 cylinder before start of training or competition and learn how much CO2 is best under the hot conditions, or check if your compressed air cylinders are full.

Check sight setting as well as tightness of screw attaching sight to pistol. (Check that rear sight is not in between

clicks.)

Blacken sights both in training and in match.

Set trigger weight with enough safety margin, then put nail polish or non-permanent "locktite" on trigger adjustment screws. If using an electronic trigger, put in NEW BATTERY - and have a spare with you.

## **AT COMPETITION LOCATION**

Get up early, approximately the same time as at home. Try to keep the same routine adopted before going to Atlanta. Do NOT make sudden changes in lifestyle, eating, drinking or sleeping habits, etc.

Early breakfast, at least 3 hours before shooting.

Do the physical warm up before going to range (NO WEIGHTS).

Warming up on range. (Pre-preparation time - if any, or designated dry fire area. 15 - 30 minutes. Do NOT handle pistol in other areas, or without OK from Chief Range Officer, even on the firing line in the preparation period.

*(Continued on page 24)*

(Continued from page 23)

No physical training on the day of the competition- (stretching, loosening-up exercises OK, and swimming after shooting is OK.)

It will be very hot and humid in Atlanta. Take plenty of liquid (small amounts and frequently)

There will be free Coke all over the place. Do NOT be tempted, keep away from the stuff, both because it is gassy, has high sugar content and high concentration of caffeine and tannin. Best thing is 50% cool water and 50% unsweetened fruit juice. You MUST take the suggested liquid with you in your kit.

Do NOT take sweet drinks; do NOT take sugars, chocolate. Do NOT take sweet things even if it is just artificial sweetener. The effect is almost as bad as taking sugars and will affect performance.

Do NOT get tempted with hamburgers or any of the other commercially available foodstuffs sold on the range. There are high levels of preservatives

and MSG in them!

Take small towelette, "wet-ones" or whatever is commercially available there. (Have some clean water with you to wet it)

Clean your pistols at least one or two days before the competition, and do some shooting with them before using them for the Match.

Have your "KITBAG", including your range checklist, and check it out the night before and again before going to the range.

Check WEIGHT of cylinder, have scale and extra cylinder charged to the correct weight with you. *Keep your guns, Co2 cylinders and ammo in as cool a place as you can! Check.*

Remember squadding card, starting number, and gun check certificate! Remember also: Shooting tens is NORMAL."

Tibor Gonczol 2008





## DISCOUNT CAR RENTAL

V.A.P.A. now has an Avis Worldwide Discount (AWD) number!

### P480884

Whether for V.A.P.A. business, holidays or a weekend escape quote this number when you book with Avis to receive V.A.P.A. corporate rates.

To book your car call Avis Reservations on

### 136 333

Or book online at [www.avis.com](http://www.avis.com)



## H&C VANETTEN

MANUFACTURERS OF

### BULLZI PROJECTILES

THE PROJECTILES CHAMPIONS USE!!



ALL OUR HARD CAST PROJECTILES NOW COME IN NORMAL LUBE OR THE NEW BULLZI BLACK

SWAGED	HARDCAST	
<b>.38</b>	<b>.32</b>	<b>9mm</b>
158-gr HBWC	98-gr BN	125-gr CN
148-gr HBWC	<b>.38</b>	130-gr RN
128-gr HBWC	90-gr DE	140-gr RN
115-gr HBWC	95-gr CN	122-gr 9mm cutnose
90-gr HBWC	130-gr RN	<b>40 CAL &amp; 10 MM</b>
	135-gr BN	155-gr SWC
<b>.32</b>	139-gr BN	155-gr SWC
98-gr HBWC	140-gr RN	167-gr RN
	100-gr SWC	200-gr SWC
	150-gr SWC	<b>.44</b>
	158-gr SWC	250-gr SWC
	150-gr RN	<b>.45</b>
<b>Contact details:</b>	Telephone: 03 9783 4064	155-gr SWC
PO Box 3102	Fax: 03 9769 6047	185-gr SWC
FRANKSTON EAST	Email: <a href="mailto:sales@bullzi.com.au">sales@bullzi.com.au</a>	200-gr SWC
VICTORIA 3199	Website: <a href="http://www.bullzi.com.au">www.bullzi.com.au</a>	230-gr RN

Licensed Gun Dealer 407/604/20F - DEALER ENQUIRIES WELCOME

## Technical Talk:

### Cleaning Your Semi-Auto Pistol. By Bert Smith from VPN 83

It is my intention to include a segment on the technical aspects of our sport. This has been included in the past and for the time being I will reprint some of those articles. The idea is that you, the V.A.P.A. members, will contribute to this section; so get out your pen and paper and have a go at writing about your favourite gun, issues you have resolved, new equipment items you have found, reloading and ammunition. This month we include an article from VPN 83, October 2008 written by Bert Smith. Editor

**F**irst a sort of disclaimer/escape clause! Cleaning pistols can be a very controversial topic and what follows is not intended to be the definitive (last word) on the subject!




I know a talented shooter who never cleans the barrel of his expensive European 22 semi-auto pistol. That's right, never! Of course the need for cleaning, or the lack of it, can depend on the make, model, calibre and type of ammunition used. Some target pistols

need to have their chambers cleaned after every match, otherwise the inevitable dreaded malfunctions occur. Clean your pistol meticulously is the advice offered by some shooters ! Pistol ownership comes with its responsibilities.

Three of the most important things the beginner needs to learn are how to safely unload it, how to disassemble/reassemble it, and how to clean it.

### Safety is number 1.

Before starting your cleaning, whilst the pistol is pointed in a safe direction, double check that the pistol is unloaded by removing the magazine, pulling back the slide and inspecting



the chamber. Don't take anybody's word for it. Check that it is unloaded yourself! Of course you must be able to strip your pistol before it can be cleaned!

Make sure you have the correct disassembly instructions for your pistol. That means RTFM! What's RTFM? (Read the firearms manual.) Lost it? An email to the manufacturer usually brings results. A web search can be quicker and very fruitful. I have seen incorrect instructions from a prominent manufacturer for disassembling their very expensive .22 semi-auto. (Possibly this was caused by a problem in its translation to English.) Disassembly and reassembly is not always easy for the uninitiated!

<http://stevespages.com/page7b.htm>

This links to a website with 100's of free downloadable manuals - all except Smith & Wesson. Editor

Seek help from the knowledgeable if it is needed. It took a while for me to learn the technique of reassembling a Ruger Mark 1 and how to field strip a Hammerli 280 .22

It's essential to have a good tool kit containing both metric and imperial Allen (socket) keys, and a suitable assortment of quality flat bladed and Philips head screw drivers. The blade or the screw driver should snugly fit into the slot or the screw that you are unscrewing. (Otherwise burred screw heads, or worse, can result.)



I regard a good commercial cleaning kit as essential for each calibre pistol. This includes one for .22 pistols! I prefer a plastic covered cleaning rod with a ball bearing handle. (Some people prefer a flexible cleaning rod.) I consider the following items essential in the appropriate calibres for each of your pistols:

- ◆ bristle brushes,
- ◆ phosphor bronze brushes for centre fire pistols,

*(Continued on page 28)*



Sets of cleaning tips for each calibre

- ◆ slotted tips and
- ◆ wool mops.

Don't rely on the pistol manufacturer to provide you with all, or even any, or the necessary cleaning gear! Some cleaning gear supplied with a \$2000 pistol is appalling quality and likely to do damage to the chamber and bore of the pistol.

- ◆ It 's very useful to have an old tooth brush with hard bristles in your cleaning kit.



- ◆ Pipe cleaners can be very useful.

- ◆ Also needed are quality gun oils and solvents. More about their use below.

Once you've disassembled your pistol I suggest using the following these steps to clean it:



1. Using a soft, dry cloth, wipe down all of the components. Look for a build up or gunk resulting from usage, and you may need the toothbrush to completely rid the components of residue. Pay particular attention to the hole through which the firing pin emerges. With regard to a centre fire pistol, use the toothbrush to scrub all of the components and if necessary apply quality bore solvent onto the brush to loosen any stubborn build up. Take care to clean the entire surface of each piece.

2. At least clean out the chamber of a .22 pistol. Here pipe cleaner is useful. Clean the lips of the magazine with a rag and/or toothbrush. If you decide to clean the barrel, clean it from the chamber end using the cleaning rod and a bristle



Use a good bore solvent

brush. Let the rod and brush rotate as the rod passes through the barrel. This is why I prefer rods with ball bearing handles. The fitted brush or patch should completely pass through the barrel with moderate force applied to



*Use a good oil*

the cleaning rod. If the pistol is not going to be used for a considerable time, add a drop or two of quality gun oil to the wool mop and pass it through the barrel from the chamber end.

Before using the pistol again remove the oil using a cotton patch passed through the slotted tip attached to the cleaning rod. Take care when cutting a cotton patch to size. You don't want a patch to be so tight that it becomes stuck in the bore! Opinions differ as to whether fouling shots are needed after a barrel has been cleaned and lightly oiled. Maybe in match rifles. Probably not in pistols.

3. For a centre fire handgun firing jacketed projectiles, use quality bore solvent on a phosphor bronze brush to clean out the bore. Pass the brush 5 or so times from the chamber end completely through the bore. Don't

reverse the brush part way. Then clean the bore out using properly fitting patches passed through the slotted tip. (Jags are OK, but I find slotted tips easier to use.) If your patch shows black residue, it indicates that the barrel is still dirty. Continue to



*Wrap around tip on the left, jag in centre and slotted on right.*

apply solvent on the phosphor bronze brush followed by clean patches until the patch fails to turn black.

4. To remove lead particles left behind from lead bullets, soak the bore in good quality solvent and leave it for a couple of hours. (Try not to get cleaning solvent on your hands. Wash your hands thoroughly after using it.) There is a



*Use a good bore solvent*

solvents don't dissolve lead. What does may also dissolve the barrel! All you can expect is to sufficiently loosen the lead so it can be

*(Continued on page 30)*

(Continued from page 29)

removed by judicious brushing. I have heard the suggestion that fine steel wool wrapped around a jag is a good way to remove metallic fouling from a barrel. All I say to that is to quote the late Warren Page, (author of *The Accurate Rifle*), "Not in my barrels, thanks".

5. Wipe the components clean with a soft cloth. There should be no traces of solvent left after you've finished wiping down the pieces.

6. Lightly oil all of the components with gun oil. Don't get oil into the trigger



mechanism! To prevent rust, apply an almost invisible coat of oil to the metallic exterior.

I emphasise the need to oil all moving parts apart from the trigger mechanism and that this should be done on a regular basis irrespective of whether or not a full clean is done. Reassemble the pistol according to the manufacturer's advice (RTFM again), and dry-fire a centre fire pistol to test it for correct functioning.

Cleaning a Glock 19 semi-auto pistol on Youtube <https://www.youtube.com/watch?v=nzgAy3avG48>

A video showing how to clean the Colt Government Model M1911 auto is available at <https://www.youtube.com>

Bert Smith, 2008



When Henry Ford decided to produce his famous V-8 motor, he chose to build an engine with the entire eight cylinders cast in one block, and instructed his engineers to produce a design for the engine. The design was placed on paper, but the engineers agreed, to a man, that it was simply impossible to cast an eight-cylinder engine-block in one piece.

Ford replied, "Produce it anyway."

If you believe in something - just go for it

# Results



## Castlemaine Crossfields Open 2016 30th-31st January 2016

(results only show top 3 places)

### 25m Standard Pistol

	CLUB	GRADE	SCORE	PLACE
Mullens, Gary	Castl	A	548 10x	1
Gillman, Kristy	Yarra	B	552 7x	1
Chng, Aik Pin	MISC	B	547 9x	2
Stephanakos, Steve	Oakl	B	544 9x	3
Crosson, Edward	Bend	C	512 4x	1
Koreny, Danny	Oakl	C	508 2x	2
Birchmore, Tim	Yarra	C	506 3x	3
Dastani, Alamdar	Hume	D	503 4x	1
Calway, Graeme	Oakl	D	497 6x	2
Smith, Darryl	Echu	D	497 2x	3

### 25m Rapid Fire

	CLUB	GRADE	SCORE	PLACE
Evglevski, Sergei	Yarra	A	566 16x	1
Finken, Lucas	Outtr	A	555 10x	2
Mullens, Gary	Castl	A	549 14x	3
Boyle, Christain	Trar	B	544 15x	1
Ketelars, Steve	Yarra	B	512 3x	2
Telfer, David	MDPC	B	507 8x	3
Stefanakos, Steve*	Oakl	C	532 10x	1
Birchmore, Tim	Yarra	C	522 4x	2
DeSimone, Alberto	Shepp	C	501 2x	3
Crosson, Edward*	Bend	D	488 3x	1
Hair, John*	Horsh	D	477 3x	2
Nealie, Michael	Beac	D	460 3x	3

### 50m Pistol

	CLUB	GRADE	SCORE	PLACE
Pilaniya, Gaurav	MISC	A	505 6x	1
Finken, Lucas	Outt	A	458 2x	2
Mullens, Gary	Castl	B	519 4x	1
Chng, Aik Pin	MISC	B	507 0x	2
Gillman, Kirsty	Yarra	B	501 7x	3
Stefanakos, Steve	Oakl	C	508 1x	1
Sewell, Daryl	Beac	C	476 4x	2
Birchmore, Tim	Yarra	C	474 1x	3
Rivers, Peter*	Beac	D	467 0x	1
Hair, John	Horsh	D	462 1x	2
Rudd, Nicholas	Beac	D	460 3x	3

### 25m Centre Fire

	CLUB	GRADE	SCORE	PLACE
Bowron, Peter	Warrn	A	554 12x	1
Finken, Lucas	Outtr	A	554 8x	2
Mullens, Gary	Castl	A	548 11x	3
Taranov, Viktor	Yarra	B	562 7x	1
Boyle, Christian	Trar	B	561 8x	2
Colvin, David	MISC	B	554 13x	3
Calway, Graeme	Oakl	C	520 7x	1
Fantenberg, Johan	MISC	C	510 10x	2
Hair, John	Horsh	C	508 2x	3
Dastani, Alamdar*	Hume	D	518 2x	1
Wilson, Jay	Bend	D	432 0x	2
Karamoshos, Chris	MISC	D	422 3x	3

### 10m Mens Air

	CLUB	GRADE	SCORE	PLACE
Pilaniya, Gaurav	MISC	A	563 14x	1
Mullen, Gary	Cast	A	562 13x	2
Summerell, Chris	Oakl	A	561 12x	3
Birchmore, Tim	Yarr	B	553 9x	1
Stefanakos, Steve	Oakl	B	549 14x	2
Dunbar, Stuart	Beac	B	546 11x	3
Pearce, Gregory	Melt	C	530 7x	1
Calway, Graeme	Oakl	C	526 4x	2
Rivers, Peter	Beac	C	497 3x	3
Crosson, Edward*	Bend	D	525 3x	1
Dastani, Alamdar	Hume	D	499 2x	2
Nealie, Michael	Beac	D	494 3x	3

### 10m Womens Air

	CLUB	GRADE	SCORE	PLACE
Yauhleuskaya, Lalita	Yarra	M	382 9x	1
Gillman, Kristy	Yarra	M	376 10x	2
Austin, Marianne	Beac	A	368 5x	1
Sewell, Chloe	Beac	A	364 5x	2
Chapman, Hayley	Oakl	A	362 3x	3
Gobbett, Irene	MISC	B	361 6x	1
Taranova, Angelina	Yarra	B	360 16x	2
Calway, Caroline	Oakl	B	356 2x	3
Sam, Thu	Melt	C	346 1x	1
Rudd, Janine	Beac	C	340 1x	2
Grant, Elizabeth	Benal	C	327 2x	3
Crosson, Kylie	Bend	D	251 1x	1
Judd, Jodie	Hume	D	247 2x	2

### 25m Pistol Womens

	CLUB	GRADE	SCORE	PLACE
Yauleuskaya, Lalita	Yarra	M	580 20x	1
Gillman, Kristy	Yarra	A	567 12x	1
Chapman, Hayley	Oakl	A	565 15x	2
Austin, Marianne	Beac	A	554 10x	3
Leticia, Lisa	Yarra	B	515 6x	1
Ketelaars, Larissa	Yarra	B	515 2x	2
Bowron, Doreen	Warrn	B	509 5x	3
Sam, Thu	Melt	C	504 0x	1
Bolt, Jessica	Penin	C	502 2x	2
Rudd, Janine	Beac	C	496 0x	3
Molodova, Svetlana	Echu	D	415 2x	1
Judd, Jodie	Hume	D	346 0x	2
Crosson, Kylie	Bend	D	278 1x	3

### 25m Pistol Juniors

	CLUB	GRADE	SCORE	PLACE
Rudd, Nicholas	Beac	B	510 6x	1
Stefanakos, Peter	Oakl	B	473 2x	2
Wons, Brody	MISC	B	444 0x	3

### Junior Air 60

	CLUB	GRADE	SCORE	PLACE
Rudd, Nicholas	Beac	A	546 12x	1
Birchmore, Ryan	Yarra	A	535 1x	2
Wons, Brody	MISC	A	504 3x	3
Stefanakos, Peter	Oakl	B	486 1x	1

### Junior Air 40

	CLUB	GRADE	SCORE	PLACE
Sewell, Chloe	Beac	A	347 3x	1

\*grade break





## YARRA PISTOL CLUB ACTION MATCH OPEN

Date: 16th Jan. 2016 at Yarra Pistol Club

### OUTRIGHT - AGGREGATE

CLASS	PLACE	NAME	GRADE	CLUB	BARRIQUADE	BAR-X	PRACTICAL	PRAC-X	MOVIE	MOV-X	F. PLATES	F.PLATES-X	TOTAL	TOTAL-X	CHRONO
OPEN	1	Zeljko Cvetnic	SHM	Yarr	480	46	480	39	478	31	470	47	1908	163	132
OPEN	2	Anita Mackiewicz	SHM	Gel	480	42	471	28	476	29	480	48	1907	147	120
OPEN	3	David O'Malley	M		452	25	427	14	435	15	380	38	1694	92	122
METALLIC	1	Daniel Mcivor	SS		420	16	423	14	445	20	380	28	1668	88	170
METALLIC	2	Steve Hedger	MM		335	8	378	6	402	10	350	25	1465	59	122
METALLIC	3	Craig Parke	MM		313	4	313	4	329	9	170	17	1125	34	121

There is no person living who isn't capable of doing more than he thinks he can do." — Henry Ford

**Winners**  
are not people who  
**never fail,**  
but people who  
**never quit**

## WINNERS vs LOSERS

**THE WINNER** Is always part of the answer;  
**THE LOSER** Is always part of the problem.

**THE WINNER** Always has a program;  
**THE LOSER** Always has an excuse.

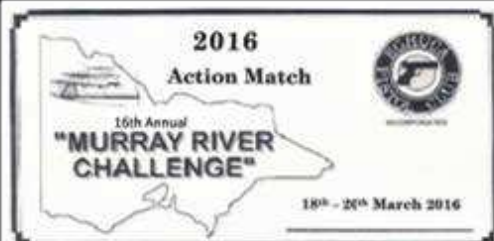
**THE WINNER** Says "Let me do it for you";  
**THE LOSER** Says "That's not my job".

**THE WINNER** Sees an answer for every problem;  
**THE LOSER** Sees a problem in every answer.

**THE WINNER** Sees a green near every sand trap;  
**THE LOSER** Sees two or three sand traps near every green.

**THE WINNER** Says "It may be difficult, but it's possible;  
**THE LOSER** Says "It may be possible, but it's too difficult.

# BE A WINNER



The Echuca Pistol Club Inc.  
welcomes all competitors to our 16th Annual

## "Murray River Challenge"

### MAJOR SPONSORS

**ECHUCA PISTOL CLUB AND IMPACT TRADING**

"IMPACT TRADING" Will be onsite for your purchases each day of competition.

All Competitors who enter any one of the three classes will be in the draw to win a **CZ 9mm Pistol**

Competitors in Production class will also be in the draw to win a **22 Bolt Action Rifle**

*## To be eligible for above prizes, you must be present at presentations on Sunday*

**SPONSOR — Comfort Resort Echuca Moama**

**PH. NO. — 03 5482 3311 54-56 MENINYA STREET, MOAMA NSW 2731**

*Echuca Pistol Club recommends competitors stay at the 'Comfort Resort Moama'*

Please call them direct to make your booking and to receive our clubs discounted package deals.

### ENQUIRIES

John Brereton Ph: 03 5484-9237 Mob: 0419-007349

Or email: [jodale@mcmedia.com.au](mailto:jodale@mcmedia.com.au)

### SQUADDING DETAILS

*All events will be group squadded, squadding details will be made available prior to Competition. Shooters are required to complete at least five events on Saturday if shooting 2 classes, and if shooting 3 classes, Production Class to be shot on Friday to allow presentations at 1:30pm on Sunday.*

### TROPHIES

*Trophies will be awarded for 1st 2nd & 3rd in all Grades for each Class and 1st Lady, 1st Veteran & 1st Junior in Open Class.*

### EXTRA EXTRA ► III

*At the Echuca Pistol Club, you can win just by entering.*

*All competitors receive "FREE" entry into our lucky draw for a CZ 9mm Pistol. Plus another chance of winning a .22 Bolt action rifle in Production class.*

*Not bad for just coming along!!!*

### CATERING

*Light luncheon, snacks and hot & cold drinks will be available during the competition. B.Y.O. Alcohol.*

2016  
Echuca Pistol Club Action Match  
"MURRA Y RIVER CHALLENGE"  
**ENTRY FORM**

**ENTRY FORM**

**EVENTS**

Match 1	Practical Event Rules 7.6 & 10.22	Match 2	Barricade Event Rules 7.7 & 10.23
Match 3	Moving Target (modified) Rules 7.8 & 10.24	Match 4	Falling Plate Event Rules 7.9 & 10.25

**CONDITIONS OF ENTRY**

1. All competitors must be capitated members of Pistol Australia
2. NRA Action Pistol Shooting Rules, effective January 2016 will apply.
3. Suitable eye & ear protection must be worn at all times.
4. Semi Jacketed ammunition is permitted
5. Ammunition may be chronographed
6. The Match will be group squadded with each group responsible for range duties within their own group.
7. Drinks and light refreshments will be available at the range

Reply to The Match Director P.O. Box 288 Echuca Vic 3564

Please make Cheques Payable to Echuca Pistol Club Inc. or Direct Deposit BSB: 063-511 Account No. 1005-5103

Please use Surname & Initial as Reference.

NAME

ADDRESS

POST CODE

CLUB

PHONE: HOME-

MOBILE-

EMAIL-

Please circle events entering for:

OPEN:                    SHM        HM        M        EX        SS        MM

METALLIC SIGHTS:   SHM        HM        M        EX        SS        MM

PRODUCTION:        SHM        HM        M        EX        SS        MM

JUNIORS (DOB).

SENIORS.


Entries Close Friday 11th March 2016 (Entry and Payment must be received by the due date to ensure your qualification for trophies)

One Event - \$65.00 2 Events - \$125.00 or 3 Events - \$160.00 ##

Please note that this competition is sanctioned by VAPA ##

**ENQUIRIES**

John Brereton Ph: 03 5484-9237 Mob: 0419-007349  
Or email: jodale@mcmedia.com.au





# VAPA Merchandise

Items now available through the Fund Raising Sub-Committee are listed below:

## SCOREPADS

VAPA score pads \$2.00

ISSF shot calling

\$4.40ea

Service match \$4.40.



## COVERS

Blue or Black cover with VAPA badge in gold on the front suit score pads or rule books. Size

180mm x 140mm x 20mm 2-ring binder.

\$6.60ea



## RULE BOOKS

Rule books for the 3 Service Matches (all in one book) 2014 edition with new rules for shooters with physical disabilities. Still \$8.80



Black Powder 2013 edition (A5) \$9.00

PA ISSF rule book 2nd edition (A5) \$14.00

Metallic Silhouette \$8.80

## BADGES

VAPA metal Badge; red or blue \$4.40ea



VAPA Blue cloth Badge \$4.40ea

VAPA Red cloth Badge \$3.30ea

VAPA Blue iron on Badge \$3.30ea

## VAPA CAPS

Soft cloth cap with

navy blue side

panels and pale blue

centrepiece. Navy blue VAPA badge

printed on front of centrepiece. Medium

peak with plastic insert so cap is fully

washable. Sizes: Small, Medium and

Large. \$4.40ea



## BOOK

**Guide to Pistol**

**Marksmanship -**

An easy to read guide


to Pistol Shooting

from the Basics up,

which should benefit

both beginners and experienced shooters.

\$25



## GAUGES

Gauge with magnifier in 45 only \$5.50ea.

Brass ISSF gauges in .177 to 38 \$11ea

NRC overlays for ISSF, Black Powder,

Service match and 1920 \$5.50ea.

Air pistol \$3.30ea

Eagle eye gauges \$34.65ea.

Decimal scoring gauges for Finals \$6.60ea



# Victorian Top Ten

2016 By Neil Stewart



*From the VAPA C.O.M. Meeting  
November 2015.*

*"A reminder to clubs about the  
distribution of Open Competition Results.*

*Copies of results are to be sent to:*

*VAPA Secretary: [secretary@vapa.org.au](mailto:secretary@vapa.org.au)*

*VAPA Competition Controller:  
[competitioncontroller@vapa.org.au](mailto:competitioncontroller@vapa.org.au)*

*VAPA Webmaster:  
[webmaster@vapa.org.au](mailto:webmaster@vapa.org.au)*

*All competitors results must include the  
competitors club if the results are to be  
included in the Victorian Top Ten. As the  
Top Ten is only for VAPA Members, if the  
competitors club is not stated on the  
results I have no way of knowing if the  
competitor is a VAPA member, or from an  
Interstate Club." Neil*

## What Gets in the Top Ten?

The Top Ten is open to all VAPA Members. Scores are taken from results from Open Competitions that have been approved by the VAPA Committee of Management. Scores shot at interstate Opens are also included, provided the Open was conducted by a Pistol Australia affiliated Club and sanctioned by the State Association. International competitions can also be included, provided Pistol Australia or Australian International Shooting Ltd sent an Australian Team to the event.

Of course for scores to be included, I need a copy of the results! No results, no score in the Top Ten. If you shoot at an interstate or international competition and want your score in the Top Ten please send me a full copy of the results or a link to the website that has the results.

Neil Stewart,

Due to no Open results being forwarded to the Competition Controller this year, sadly we do not have a Top Ten so far.

## Buy and Sell for VAPA Members

This is where you can advertise for free; this is the place to do it. To list a firearm for sale it must also include the serial number and your licence number. **When an item is sold PLEASE ADVISE THE EDITOR** as we don't want to mislead with false advertising.

### FOR SALE: BERETTA 87 TARGET CAL .22

Serial No. C51896U, in the original box with 2 magazines, 2 front sights with original grips and additional walnut grips (used once in competition) – sale price \$900. Contact: Witold Konarewski, LIC No 688-360-11H  
Mobile: 0404 006 102



### FOR SALE: Hammerli 160 Free Pistol \$2000 ONO

.22LR. Comes cased with cleaning rod, instruction book & 2 x 80gm weights,  
S/N 6669. VGC. Graham Lester



### FOR SALE: Air Match mod "600" Air Pistol \$175 ONO

.177 cal. Precompressed with side cocking lever. Comes cased with Instruction Book.  
S/N 50000, GC. Graham Lester (details above)



### FOR SALE: Grips for Unique DES-69 .22LR Std Pistol \$80 ONO

for UNIQUE "DES-69" .22LR Standard Pistol. The palm rest has a repair to a crack. GC. Graham Lester (details above)



## Buy and Sell continued

### FOR SALE: Hammerli 208 \$ 700

Very Good Condition. L/H Grip  
Lady owned this gun and no longer shoots.  
Licence Number 409-709-60H. PH 0413 088 159



### FOR SALE: Rink Grip

Left-hand Rink grip to suit a 208/215 Hammerli pistol. Micro adjustable palm shelf. Excellent condition, untouched. \$185.00 plus post if necessary. Rocco Di Conza mobile 0403 555 250



### WANTED:

I am looking for Smith & Wesson Model 41 or Model 46 in .22LR also Model 41 or Model 41-1 in 22 short.  
Also a Smith & Wesson Model 16 / K32 revolver.  
Jamie Carney, GPC. Ph 0409 210 057 Licence #400-484



### FOR SALE: S & W Model 52-1 \$1,150.00

.38 Special auto. 3 X 6-shot mags, 1 X 5-shot mag,  
Good condition, Serial number 101467  
Please call BOB on 0412 675 989  
Licence 433-277-01H  
Picture for reference only – not the actual gun



### WANTED: WST Powder

I am looking for WST powder.  
Small or large quantity.  
Will pay any fair price. If anyone has any spare or knows where I can purchase some please contact Roger Wakelin (editor)  
Licence 838-158-00H Mobile 0406 515 243



**FOR SALE: Action Match Revolver \$2000 G.C.**

6 shot K-Frame Model 64 S& W for Action Pistol (Aspley Action and International 1920). Slab barrel, purple mover mount and spare purple underlug (not shown). With barricade wings, red dot scope & mover mount. Custom wood grips in photo not included. Serial no: BFT3965. Licence: 412-119-50H Contact: Anita 03 8653 7670 or [amackiew@sensis.com.au](mailto:amackiew@sensis.com.au)



**FOR SALE: Tanfoglio grips \$60**

Xtreme custom Eric full size black metal grips to suit a Tanfoglio gold match (no mag well). Perfect condition in original packaging with grip screws. \$60 plus postage. Contact Rick 0425420214.



## 2016 VAPA Meetings Calendar

*Clubs are encouraged to have a delegate (or proxy) attend COM meetings for their benefit.*

	VAPA Executive 7:30pm	VAPA Committee of Management (for club delegates) Starts 8:00pm	
March 2016	15th	18th at Oakleigh	
April 2016	12th		
May 2016	17th	20th at MISC	
June 2016	14th		
July 2016	12th	15th at Oakleigh AGM starts 7:30pm	
August 2016	TBA		
Sept. 2016	TBA	TBA	
Oct. 2016	TBA		
Nov. 2016	TBA	TBA	
Dec. 2016	TBA		



# Opens & Major Events Calendar

Month	Date	Competition	Venue
Mar	4-6	<b>Metallic Silhouette SB &amp; FP Nationals</b>	<b>Narrabri, NSW</b>
	12-14	<b>ISSF State Titles</b>	<b>M.I.S.C.</b>
	18-20	Action Pistol	Echuca
	19-27	<b>PA/ISSF Nationals</b>	<b>Whiteman Park Int. WA</b>
Apr	2-3		
	9-10	ISSF	Ballarat
	16	Action Match	Yarra
	23-24	Service	Sale
May	30-1 May	ISSF	Melton
	7	Action Match	Yarra
	8	Action Match	Ballarat
	14-15	Service	Warragul Drouin
	21-22	ISSF	Mildura
	24-28	<b>ISSF</b>	<b>M.I.S.C.</b>
Jun	28-29	<b>Bianchi Cup USA</b>	<b>Columbia, MO. USA</b>
	4-5		
	11-13	ISSF, Service, Black Powder	Mid Murray
	18-19		
Jul	25-26	Black Powder	Castlemaine
	2-3		
	9	Action Match	Yarra
	16-17	Service and Black Powder	Ballarat
	23-24	Service and WA1500	Mildura
Aug	30-31		
	5-21	<b>Olympic Games</b>	<b>Rio</b>
	6	Action Match	Yarra
	6-7	Service & WA1500	Melton
	13-14	<b>Action Match State Titles</b>	<b>Mildura</b>
Sep	20-21		
	24-27	<b>Action Pistol Nationals</b>	<b>Darwin</b>
	3-4		
	10-11	ISSF	Shepparton
Oct	17-18	<b>WA1500 State Titles</b>	<b>Outtrim</b>
	17	Action Match	Yarra
	16-18	<b>Metallic Silhouette Big Bore Nationals</b>	<b>Toogoolawah, Qld</b>
Nov	1-2		
	8-9		
	15-16	<b>Black Powder State Titles</b>	<b>Mid Murray</b>
	22-23		
Dec	29	Action Match	Yarra
	5-6	Service	Yarra
	12-13	ISSF	Oakleigh
	19-20	<b>Service Pistol State Titles</b>	<b>Mountain District</b>
Dec	26-27		
	3-4		
	10-11		
	17-18		
	24-25		

# Open Competition Contacts



*All clubs must ensure contact person and details are correct—email any changes to editor*

Club	Events	Contact Person and Address/Email	Phone
Ballarat	Black Powder / ISSF	David Bailey PO Box 2232, Ballarat MC 3354 E: ballarat.p.club@iinet.net.au	0418 851 603
Castlemaine	Black Powder	Wally Dunstan E: waljud@bigpond.com	(03) 5473 4339
Geelong	ISSF	Margaret Kennedy PO Box 1022 Geelong Vic 3230 E: gpcinc@dodo.com.au	0433 031 331
Melton	All	Neil Stewart PO Box 2193 Melton South E: nste2369@bigpond.net.au	0417 121 378
Mid Murray	ISSF / Service / Black Powder	Geoff Scougall RSD Swan Hill 3585 E: scougs@hotmail.net.au	(03) 5037 6420
Mildura	Service / WA1500	Wayne Davis PO Box 2065 Mildura Vic. 3502	0417 300 602
M.I.S.C.	ISSF	The Organising Secretary 120 Todd Road, Fishermans Bend Vic 3207 E: comps@melbourneinternational.org.au	9646 3976 Fax 9646 9953
Mountain District	Service / WA1500	Evan Whelan - Organising Secretary 5 Ashbrook Place, Mooroolbark Vic 3138 E: ewhelan@live.com.au	0402 349 878
Oakleigh	ISSF	Club Captain PO Box 1446 Clayton South, Vic 3169 E: clubcaptain@oakleighpistolclub.com.au	0411 149 630
Outtrim	WA1500 / Service	Ralph Motton E. thesecretaryodpc@gmail.com	0417 554 876
Peninsula	Black Powder	Organising Secretary PO Box 3102 Frankston East, Vic 3199	(03) 9783 4064 Fax 9769 6047
Sale	WA1500 Service Practical	Organising Secretary PO Box 462 Sale, Vic 3853 E: salepistolclub@gmail.com Web. www.salepistolclub@org.au	Terry Parker 0401 880 502
Warrigul / Drouin		No contact details at present	
Yackandandah	ISSF	Annette Holden 1204 Indigo Valley Rd, Barnawatha Vic 3688 E: jackholden1@bigpond.com	(02) 6026 9208 0438 291 178
Yarra	ISSF Service Black Powder	C/- Organising Secretary PO Box 275 FTG, Vic 3152 E: opens@yarrapistolclub.com	



Contact details updated

# Wilson Target Arms



New and Used Pistol Specialist

Internet: [www.wilsontargetarms.com.au](http://www.wilsontargetarms.com.au)

Phone (02) 4369 2404 Fax (02) 4369 6592

Email: [wilson@tac.com.au](mailto:wilson@tac.com.au)

Licence No. 4040 16033

## VAPA Target Orders

VAPA targets can be ordered from  
**Beaconsfield Pistol Club.**

- ISSF targets
- Service
- WA1500 and centres
- Black Powder
- Patches—black and white

Email: [targets@beaconsfieldpistol.org.au](mailto:targets@beaconsfieldpistol.org.au)

Fax: (03) 9796 2250

